

# CUSTODY OF SECURITIES

MARCH 2018

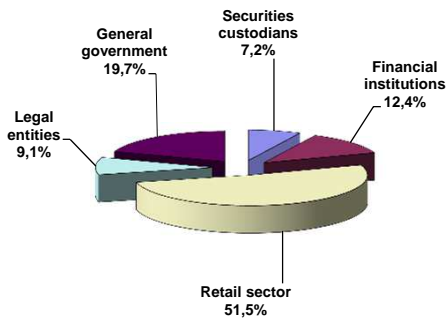
1. Domestic equity securities - domestic holder	
Holder type	Volume (EUR)

<b>Total</b>	<b>4 007 512 257</b>
Securities custodians	289 600 974
Financial institutions	498 440 980
Retail sector	2 065 541 348
Legal entities	366 412 033
General government	787 516 922

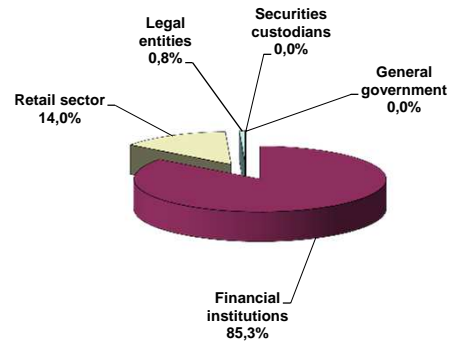
2. Foreign equity securities - domestic holder	
Holder type	Volume (EUR)

<b>Total</b>	<b>5 585 778 529</b>
Securities custodians	10 774
Financial institutions	4 762 457 764
Retail sector	781 353 497
Legal entities	41 956 493
General government	0

Domestic equity securities - domestic holder



Foreign equity securities - domestic holder



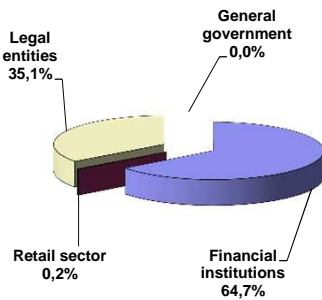
3. Domestic equity securities - non-domestic holder	
Holder type	Volume (EUR)

<b>Total</b>	<b>6 297 701 812</b>
Financial institutions	4 072 757 387
Retail sector	14 481 667
Legal entities	2 210 462 759
General government	0

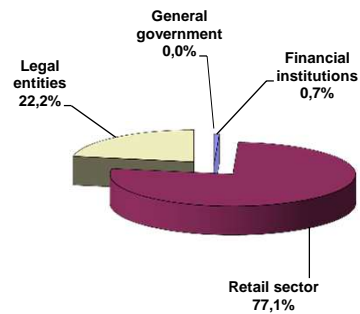
4. Foreign equity securities - non-domestic holder	
Holder type	Volume (EUR)

<b>Total</b>	<b>23 013 695</b>
Financial institutions	163 765
Retail sector	17 743 632
Legal entities	5 106 298
General government	0

Domestic equity securities - non-domestic holder



Foreign equity securities - non-domestic holder



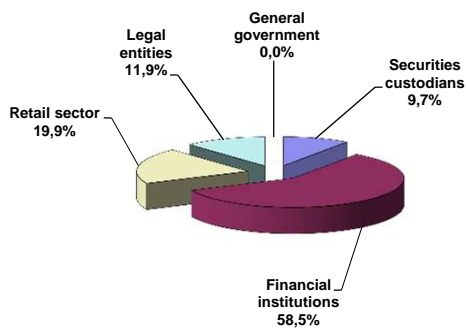
# CUSTODY OF SECURITIES

## MARCH 2018

### 5. Domestic debt securities - domestic holder

Holder type	Volume (EUR)
<b>Total</b>	<b>8 232 981 108</b>
Securities custodians	797 387 519
Financial institutions	4 817 265 934
Retail sector	1 642 330 356
Legal entities	975 797 299
General government	200 000

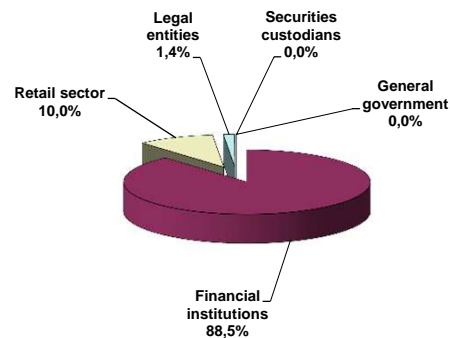
Domestic debt securities - domestic holder



### 6. Foreign debt securities - domestic holder

Holder type	Volume (EUR)
<b>Total</b>	<b>9 190 936 379</b>
Securities custodians	0
Financial institutions	8 134 063 123
Retail sector	922 138 071
Legal entities	132 197 631
General government	2 537 554

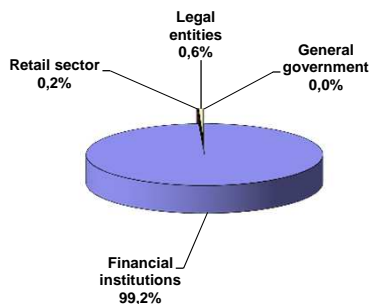
Foreign debt securities - domestic holder



### 7. Domestic debt securities - non-domestic holder

Holder type	Volume (EUR)
<b>Total</b>	<b>23 646 340 302</b>
Financial institutions	23 461 615 124
Retail sector	36 429 651
Legal entities	148 295 527
General government	0

Domestic debt securities - non-domestic holder



### 8. Foreign debt securities - non-domestic holder

Holder type	Volume (EUR)
<b>Total</b>	<b>190 284 738</b>
Financial institutions	44 874 208
Retail sector	110 557 597
Legal entities	34 852 932
General government	0

Foreign debt securities - non-domestic holder

