

CUSTODY OF SECURITIES

APRIL 2018

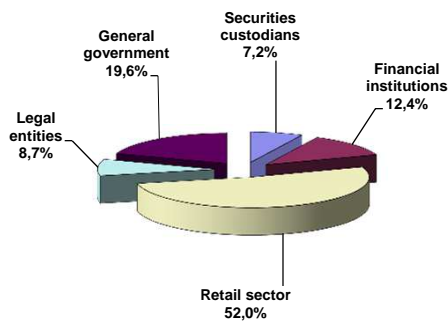
1. Domestic equity securities - domestic holder

Holder type	Volume (EUR)
Total	4 009 406 446
Securities custodians	289 600 488
Financial institutions	497 517 239
Retail sector	2 084 649 828
Legal entities	350 092 600
General government	787 546 291

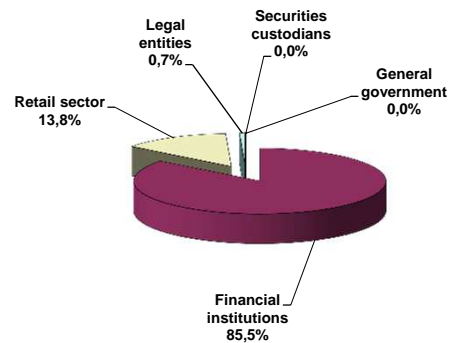
2. Foreign equity securities - domestic holder

Holder type	Volume (EUR)
Total	5 686 346 935
Securities custodians	10 741
Financial institutions	4 861 314 102
Retail sector	783 042 306
Legal entities	41 979 787
General government	0

Domestic equity securities - domestic holder



Foreign equity securities - domestic holder



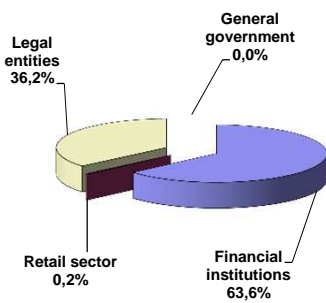
3. Domestic equity securities - non-domestic holder

Holder type	Volume (EUR)
Total	6 367 408 469
Financial institutions	4 049 671 403
Retail sector	15 802 405
Legal entities	2 301 934 661
General government	0

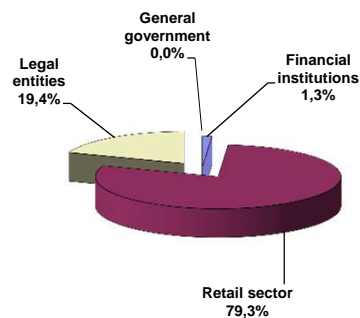
4. Foreign equity securities - non-domestic holder

Holder type	Volume (EUR)
Total	21 882 997
Financial institutions	283 902
Retail sector	17 354 897
Legal entities	4 244 198
General government	0

Domestic equity securities - non-domestic holder



Foreign equity securities - non-domestic holder



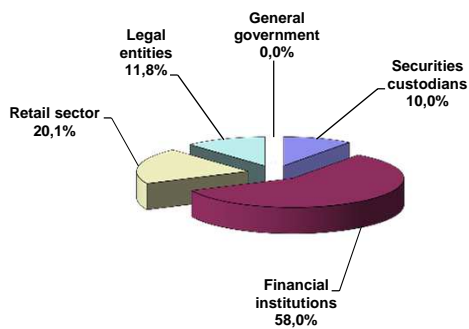
CUSTODY OF SECURITIES

APRIL 2018

5. Domestic debt securities - domestic holder

Holder type	Volume (EUR)
Total	8 301 110 548
Securities custodians	833 369 842
Financial institutions	4 818 723 476
Retail sector	1 669 721 080
Legal entities	979 096 151
General government	200 000

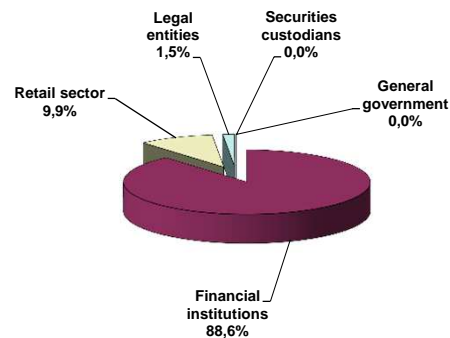
Domestic debt securities - domestic holder



6. Foreign debt securities - domestic holder

Holder type	Volume (EUR)
Total	9 214 791 417
Securities custodians	0
Financial institutions	8 165 929 568
Retail sector	908 079 428
Legal entities	137 233 166
General government	3 549 254

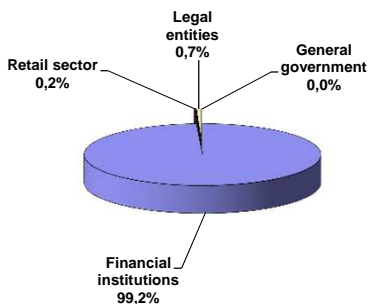
Foreign debt securities - domestic holder



7. Domestic debt securities - non-domestic holder

Holder type	Volume (EUR)
Total	23 388 269 952
Financial institutions	23 197 309 293
Retail sector	37 918 771
Legal entities	153 041 888
General government	0

Domestic debt securities - non-domestic holder



8. Foreign debt securities - non-domestic holder

Holder type	Volume (EUR)
Total	192 484 529
Financial institutions	45 498 826
Retail sector	112 961 985
Legal entities	34 023 717
General government	0

Foreign debt securities - non-domestic holder

