

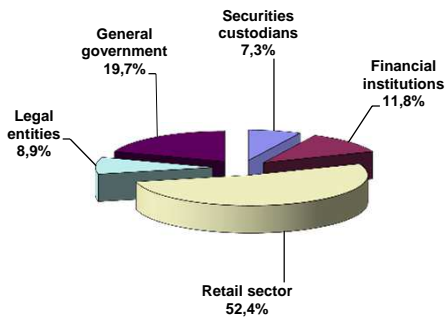
# CUSTODY OF SECURITIES

## AUGUST 2018

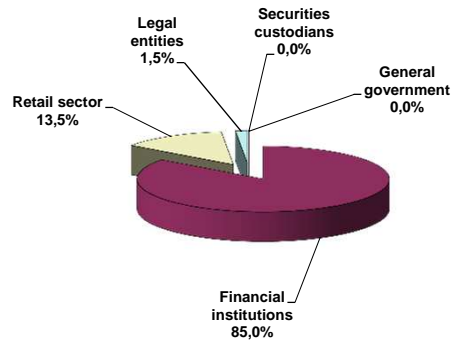
1. Domestic equity securities - domestic holder	
Holder type	Volume (EUR)
<b>Total</b>	<b>4 007 668 813</b>
Securities custodians	290 706 658
Financial institutions	472 167 911
Retail sector	2 102 021 451
Legal entities	355 036 450
General government	787 736 344

2. Foreign equity securities - domestic holder	
Holder type	Volume (EUR)
<b>Total</b>	<b>5 965 080 732</b>
Securities custodians	8 975
Financial institutions	5 070 659 686
Retail sector	804 135 379
Legal entities	90 276 693
General government	0

Domestic equity securities - domestic holder



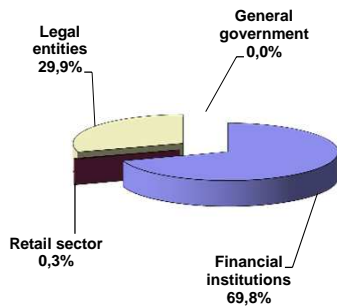
Foreign equity securities - domestic holder



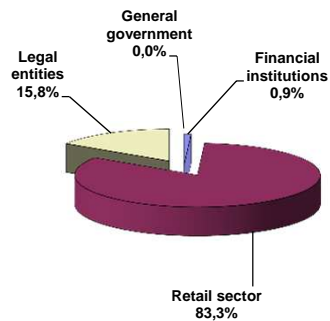
3. Domestic equity securities - non-domestic holder	
Holder type	Volume (EUR)
<b>Total</b>	<b>6 068 264 068</b>
Financial institutions	4 237 941 143
Retail sector	16 361 268
Legal entities	1 813 961 658
General government	0

4. Foreign equity securities - non-domestic holder	
Holder type	Volume (EUR)
<b>Total</b>	<b>26 813 066</b>
Financial institutions	249 710
Retail sector	22 323 532
Legal entities	4 239 824
General government	0

Domestic equity securities - non-domestic holder



Foreign equity securities - non-domestic holder



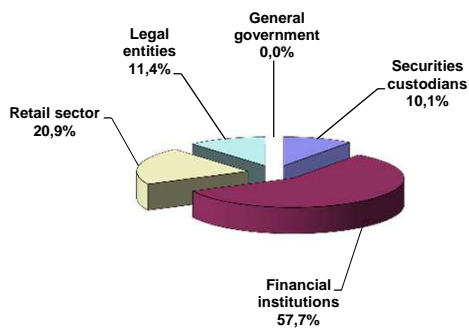
# CUSTODY OF SECURITIES

## AUGUST 2018

### 5. Domestic debt securities - domestic holder

Holder type	Volume (EUR)
<b>Total</b>	<b>8 539 568 362</b>
Securities custodians	860 399 705
Financial institutions	4 927 154 462
Retail sector	1 780 869 814
Legal entities	971 144 381
General government	0

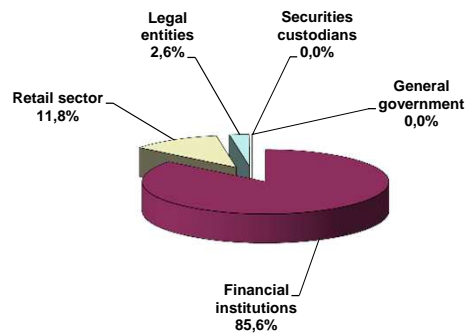
Domestic debt securities - domestic holder



### 6. Foreign debt securities - domestic holder

Holder type	Volume (EUR)
<b>Total</b>	<b>9 565 981 869</b>
Securities custodians	0
Financial institutions	8 190 711 237
Retail sector	1 125 424 899
Legal entities	245 265 205
General government	4 580 528

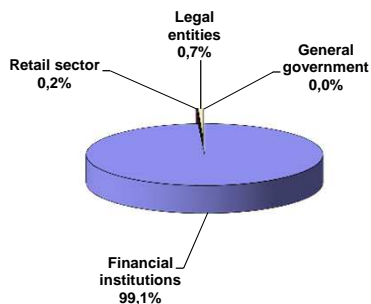
Foreign debt securities - domestic holder



### 7. Domestic debt securities - non-domestic holder

Holder type	Volume (EUR)
<b>Total</b>	<b>24 745 482 062</b>
Financial institutions	24 529 927 651
Retail sector	43 353 602
Legal entities	172 200 810
General government	0

Domestic debt securities - non-domestic holder



### 8. Foreign debt securities - non-domestic holder

Holder type	Volume (EUR)
<b>Total</b>	<b>205 377 934</b>
Financial institutions	61 021 231
Retail sector	111 442 673
Legal entities	32 914 030
General government	0

Foreign debt securities - non-domestic holder

