

CUSTODY OF SECURITIES

MARCH 2019

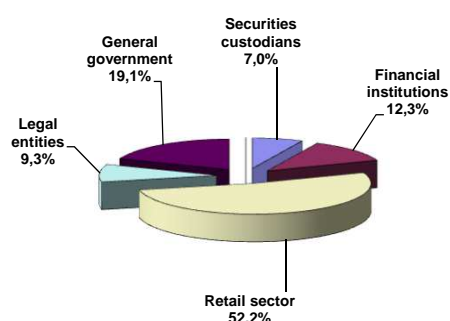
1. Domestic equity securities - domestic holder	
Holder type	Volume (EUR)

Total	4 120 641 993
Securities custodians	289 605 771
Financial institutions	507 520 124
Retail sector	2 152 745 960
Legal entities	382 599 670
General government	788 170 469

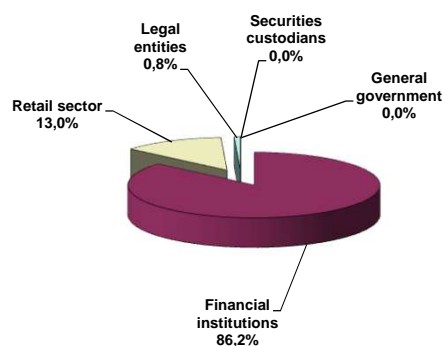
2. Foreign equity securities - domestic holder	
Holder type	Volume (EUR)

Total	6 321 467 175
Securities custodians	8 764
Financial institutions	5 450 418 541
Retail sector	821 641 314
Legal entities	49 398 555
General government	0

Domestic equity securities - domestic holder



Foreign equity securities - domestic holder



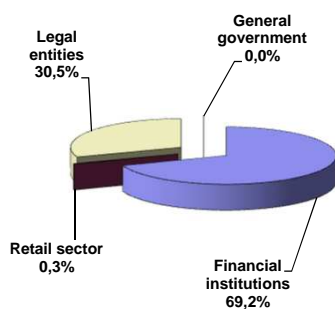
3. Domestic equity securities - non-domestic holder	
Holder type	Volume (EUR)

Total	6 090 145 911
Financial institutions	4 216 874 807
Retail sector	17 348 448
Legal entities	1 855 922 655
General government	0

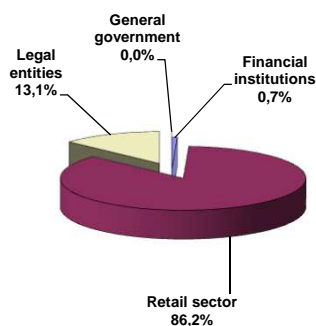
4. Foreign equity securities - non-domestic holder	
Holder type	Volume (EUR)

Total	30 813 068
Financial institutions	220 297
Retail sector	26 550 917
Legal entities	4 041 853
General government	0

Domestic equity securities - non-domestic holder



Foreign equity securities - non-domestic holder



CUSTODY OF SECURITIES

MARCH 2019

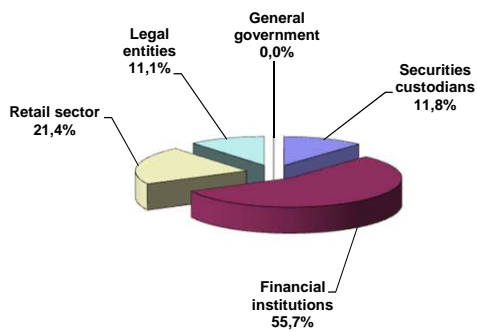
5. Domestic debt securities - domestic holder

Holder type	Volume (EUR)
Total	9 046 205 336
Securities custodians	1 067 364 025
Financial institutions	5 041 585 851
Retail sector	1 935 680 248
Legal entities	1 001 154 662
General government	420 550

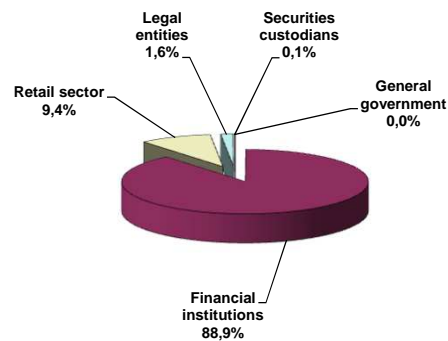
6. Foreign debt securities - domestic holder

Holder type	Volume (EUR)
Total	9 503 271 924
Securities custodians	5 046 720
Financial institutions	8 448 151 483
Retail sector	895 199 483
Legal entities	151 047 771
General government	3 826 467

Domestic debt securities - domestic holder



Foreign debt securities - domestic holder



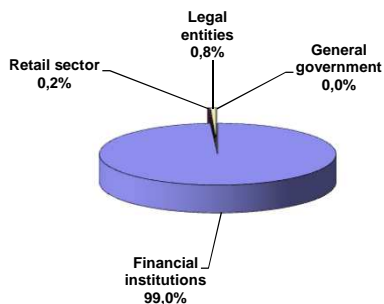
7. Domestic debt securities - non-domestic holder

Holder type	Volume (EUR)
Total	25 725 419 362
Financial institutions	25 472 231 099
Retail sector	60 141 442
Legal entities	193 046 821
General government	0

8. Foreign debt securities - non-domestic holder

Holder type	Volume (EUR)
Total	192 595 395
Financial institutions	44 436 343
Retail sector	116 612 920
Legal entities	31 546 132
General government	0

Domestic debt securities - non-domestic holder



Foreign debt securities - non-domestic holder

