

CUSTODY OF SECURITIES

APRIL 2019

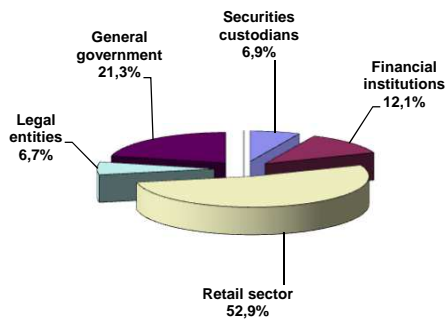
1. Domestic equity securities - domestic holder	
Holder type	Volume (EUR)

Total	4 211 745 601
Securities custodians	290 710 049
Financial institutions	510 718 054
Retail sector	2 227 820 363
Legal entities	283 980 345
General government	898 516 791

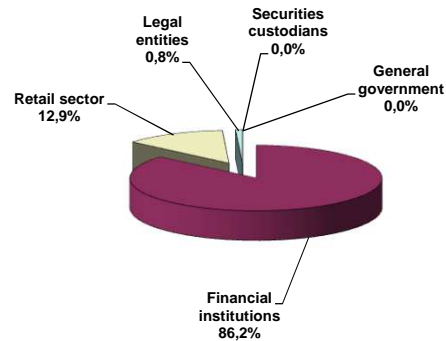
2. Foreign equity securities - domestic holder	
Holder type	Volume (EUR)

Total	6 507 271 459
Securities custodians	9 324
Financial institutions	5 610 726 605
Retail sector	841 659 412
Legal entities	54 876 118
General government	0

Domestic equity securities - domestic holder



Foreign equity securities - domestic holder



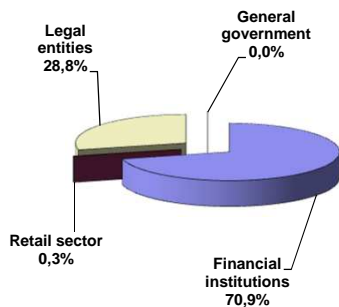
3. Domestic equity securities - non-domestic holder	
Holder type	Volume (EUR)

Total	6 116 319 787
Financial institutions	4 338 406 745
Retail sector	16 043 340
Legal entities	1 761 869 702
General government	0

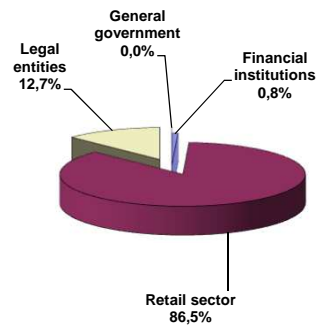
4. Foreign equity securities - non-domestic holder	
Holder type	Volume (EUR)

Total	31 320 204
Financial institutions	248 880
Retail sector	27 091 860
Legal entities	3 979 463
General government	0

Domestic equity securities - non-domestic holder



Foreign equity securities - non-domestic holder



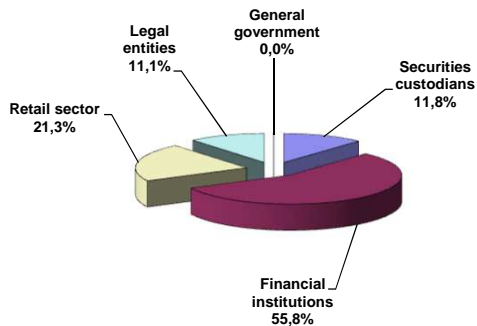
CUSTODY OF SECURITIES

APRIL 2019

5. Domestic debt securities - domestic holder

Holder type	Volume (EUR)
Total	9 048 325 223
Securities custodians	1 065 922 662
Financial institutions	5 049 720 343
Retail sector	1 928 661 367
Legal entities	1 003 598 466
General government	422 384

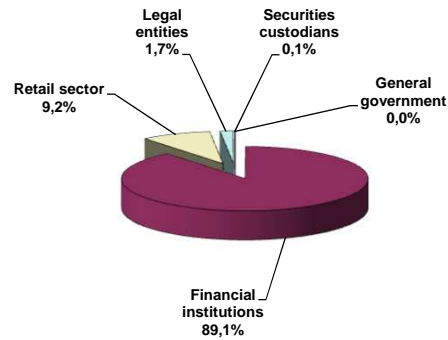
Domestic debt securities - domestic holder



6. Foreign debt securities - domestic holder

Holder type	Volume (EUR)
Total	9 352 493 128
Securities custodians	5 041 445
Financial institutions	8 331 565 931
Retail sector	855 932 285
Legal entities	156 157 211
General government	3 796 256

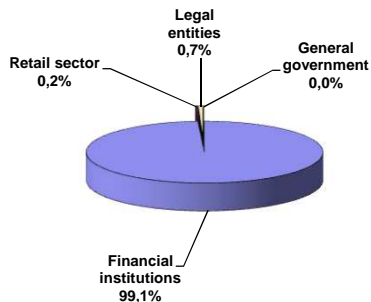
Foreign debt securities - domestic holder



7. Domestic debt securities - non-domestic holder

Holder type	Volume (EUR)
Total	26 565 260 794
Financial institutions	26 326 719 327
Retail sector	61 863 330
Legal entities	176 678 137
General government	0

Domestic debt securities - non-domestic holder



8. Foreign debt securities - non-domestic holder

Holder type	Volume (EUR)
Total	193 224 557
Financial institutions	44 607 094
Retail sector	117 862 082
Legal entities	30 755 381
General government	0

Foreign debt securities - non-domestic holder

