

# CUSTODY OF SECURITIES

## OCTOBER 2019

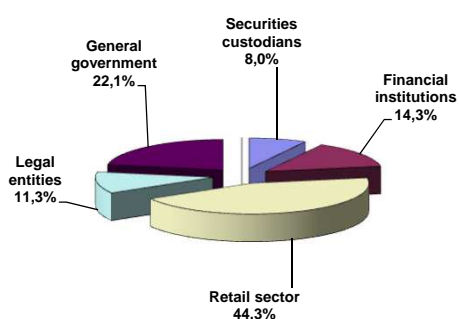
1. Domestic equity securities - domestic holder	
Holder type	Volume (EUR)

<b>Total</b>	<b>3 559 131 147</b>
Securities custodians	283 685 886
Financial institutions	507 498 636
Retail sector	1 577 442 053
Legal entities	402 724 111
General government	787 780 460

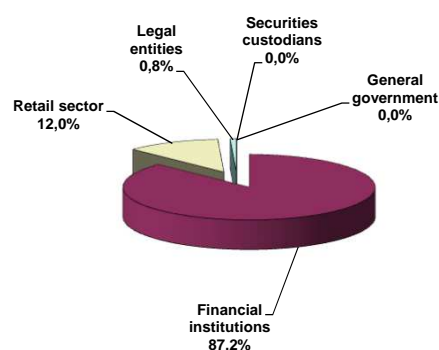
2. Foreign equity securities - domestic holder	
Holder type	Volume (EUR)

<b>Total</b>	<b>7 002 392 564</b>
Securities custodians	8 258
Financial institutions	6 106 635 261
Retail sector	840 925 066
Legal entities	54 823 979
General government	0

Domestic equity securities - domestic holder



Foreign equity securities - domestic holder



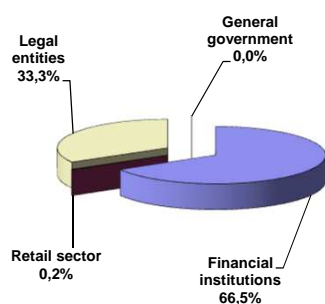
3. Domestic equity securities - non-domestic holder	
Holder type	Volume (EUR)

<b>Total</b>	<b>5 845 789 846</b>
Financial institutions	3 887 801 889
Retail sector	12 718 436
Legal entities	1 945 269 521
General government	0

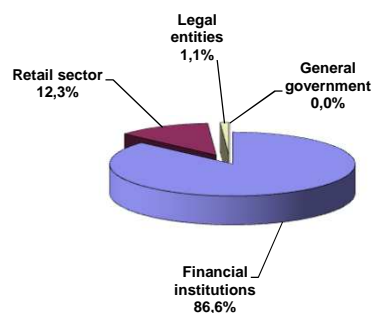
4. Foreign equity securities - non-domestic holder	
Holder type	Volume (EUR)

<b>Total</b>	<b>274 840 921</b>
Financial institutions	238 045 989
Retail sector	33 729 700
Legal entities	3 065 232
General government	0

Domestic equity securities - non-domestic holder



Foreign equity securities - non-domestic holder



# CUSTODY OF SECURITIES

## OCTOBER 2019

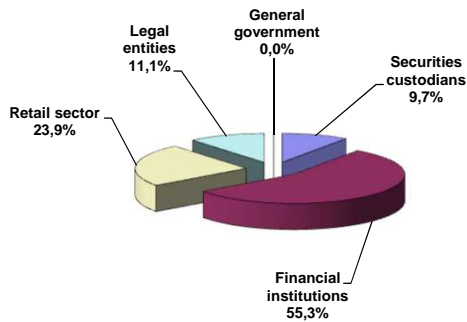
### 5. Domestic debt securities - domestic holder

Holder type	Volume (EUR)
<b>Total</b>	<b>8 898 836 936</b>
Securities custodians	867 204 440
Financial institutions	4 918 888 747
Retail sector	2 123 821 984
Legal entities	988 343 638
General government	578 127

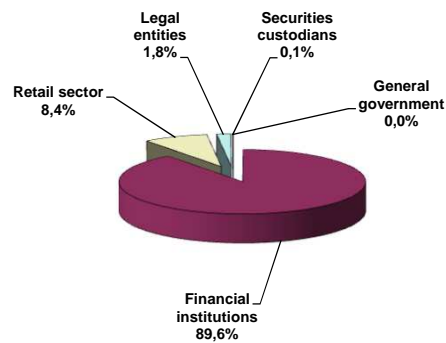
### 6. Foreign debt securities - domestic holder

Holder type	Volume (EUR)
<b>Total</b>	<b>9 811 199 017</b>
Securities custodians	5 020 760
Financial institutions	8 793 753 217
Retail sector	828 746 860
Legal entities	180 124 695
General government	3 553 486

Domestic debt securities - domestic holder



Foreign debt securities - domestic holder



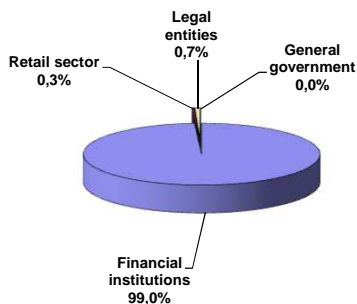
### 7. Domestic debt securities - non-domestic holder

Holder type	Volume (EUR)
<b>Total</b>	<b>27 949 298 405</b>
Financial institutions	27 681 942 552
Retail sector	78 859 817
Legal entities	188 496 036
General government	0

### 8. Foreign debt securities - non-domestic holder

Holder type	Volume (EUR)
<b>Total</b>	<b>211 534 664</b>
Financial institutions	54 301 886
Retail sector	129 649 979
Legal entities	27 582 799
General government	0

Domestic debt securities - non-domestic holder



Foreign debt securities - non-domestic holder

