

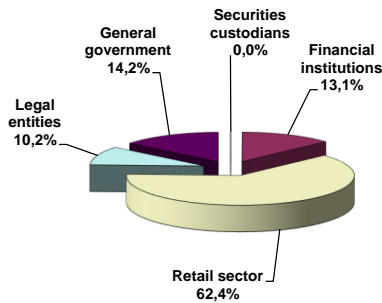
CUSTODY OF SECURITIES

MARCH 2023

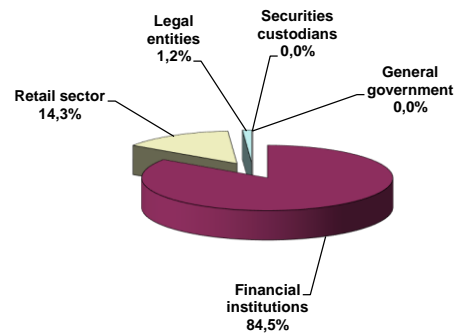
1. Domestic equity securities - domestic holder	
Holder type	Volume (EUR)
Total	3 947 579 052
Securities custodians	1 700 000
Financial institutions	518 191 624
Retail sector	2 464 989 966
Legal entities	402 825 267
General government	559 872 196

2. Foreign equity securities - domestic holder	
Holder type	Volume (EUR)
Total	12 308 337 375
Securities custodians	461 961
Financial institutions	10 399 350 783
Retail sector	1 763 820 216
Legal entities	144 704 414
General government	0

Domestic equity securities - domestic holder



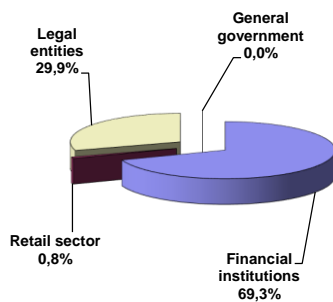
Foreign equity securities - domestic holder



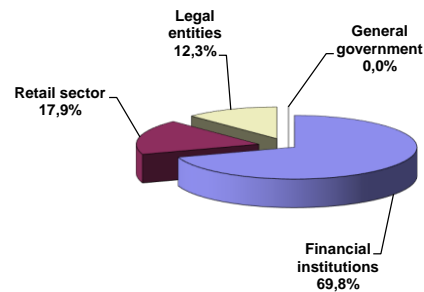
3. Domestic equity securities - non-domestic holder	
Holder type	Volume (EUR)
Total	6 124 370 019
Financial institutions	4 243 342 915
Retail sector	51 008 568
Legal entities	1 830 018 536
General government	0

4. Foreign equity securities - non-domestic holder	
Holder type	Volume (EUR)
Total	364 696 866
Financial institutions	254 679 525
Retail sector	65 107 566
Legal entities	44 909 775
General government	0

Domestic equity securities - non-domestic holder



Foreign equity securities - non-domestic holder



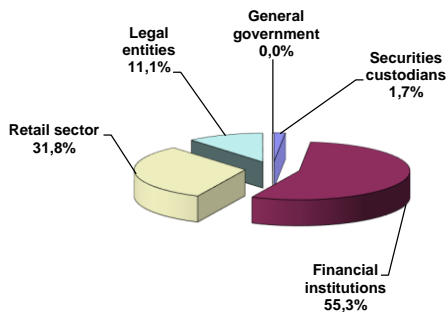
CUSTODY OF SECURITIES

MARCH 2023

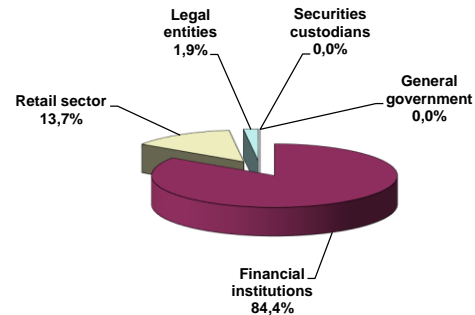
5. Domestic debt securities - domestic holder	
Holder type	Volume (EUR)
Total	7 230 739 303
Securities custodians	119 533 620
Financial institutions	4 001 784 252
Retail sector	2 301 614 314
Legal entities	805 797 681
General government	2 009 435

6. Foreign debt securities - domestic holder	
Holder type	Volume (EUR)
Total	10 054 949 907
Securities custodians	0
Financial institutions	8 485 412 106
Retail sector	1 376 026 652
Legal entities	191 994 647
General government	1 516 501

Domestic debt securities - domestic holder



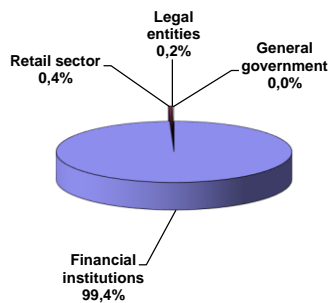
Foreign debt securities - domestic holder



7. Domestic debt securities - non-domestic holder	
Holder type	Volume (EUR)
Total	26 944 496 116
Financial institutions	26 785 895 483
Retail sector	106 041 192
Legal entities	52 559 440
General government	0

8. Foreign debt securities - non-domestic holder	
Holder type	Volume (EUR)
Total	237 760 339
Financial institutions	63 894 925
Retail sector	130 715 872
Legal entities	43 149 542
General government	0

Domestic debt securities - non-domestic holder



Foreign debt securities - non-domestic holder

