

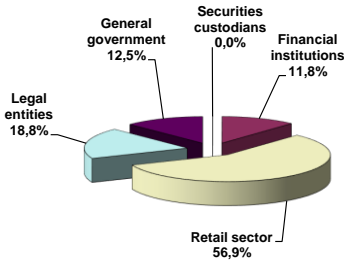
# CUSTODY OF SECURITIES

## FEBRUARY 2024

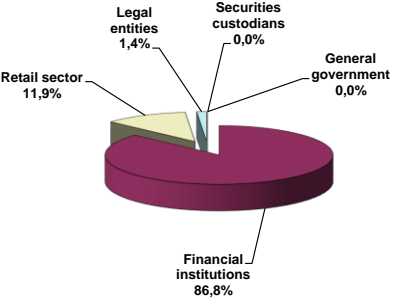
1. Domestic equity securities - domestic holder	
Holder type	Volume (EUR)
<b>Total</b>	<b>5 390 662 359</b>
Securities custodians	1 700 000
Financial institutions	634 662 203
Retail sector	3 065 486 592
Legal entities	1 015 479 481
General government	673 334 083

2. Foreign equity securities - domestic holder	
Holder type	Volume (EUR)
<b>Total</b>	<b>17 155 340 684</b>
Securities custodians	479 561
Financial institutions	14 884 821 782
Retail sector	2 034 368 341
Legal entities	235 671 001
General government	0

Domestic equity securities - domestic holder



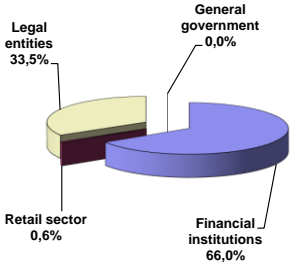
Foreign equity securities - domestic holder



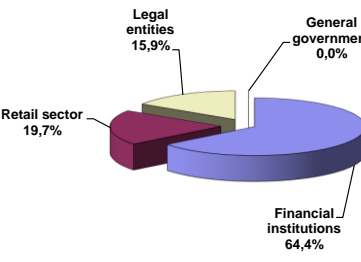
3. Domestic equity securities - non-domestic holder	
Holder type	Volume (EUR)
<b>Total</b>	<b>6 157 055 905</b>
Financial institutions	4 061 674 883
Retail sector	34 231 281
Legal entities	2 061 149 740
General government	0

4. Foreign equity securities - non-domestic holder	
Holder type	Volume (EUR)
<b>Total</b>	<b>402 883 016</b>
Financial institutions	259 370 608
Retail sector	79 516 184
Legal entities	63 996 224
General government	0

Domestic equity securities - non-domestic holder



Foreign equity securities - non-domestic holder



# CUSTODY OF SECURITIES

## FEBRUARY 2024

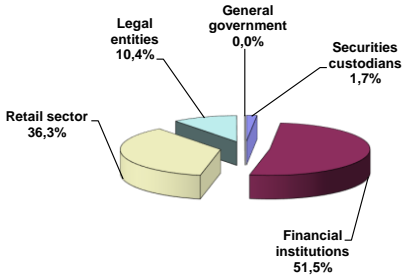
5. Domestic debt securities - domestic holder	
Holder type	Volume (EUR)

<b>Total</b>	<b>7 110 646 739</b>
Securities custodians	121 986 200
Financial institutions	3 662 881 395
Retail sector	2 581 063 193
Legal entities	742 720 336
General government	1 995 615

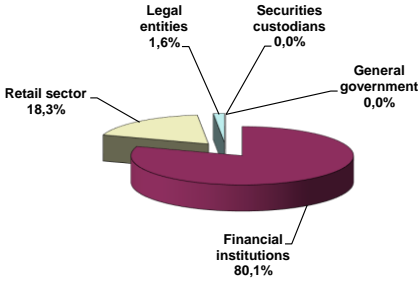
6. Foreign debt securities - domestic holder	
Holder type	Volume (EUR)

<b>Total</b>	<b>10 122 177 294</b>
Securities custodians	0
Financial institutions	8 109 192 513
Retail sector	1 849 626 763
Legal entities	162 842 264
General government	515 753

Domestic debt securities - domestic holder



Foreign debt securities - domestic holder



7. Domestic debt securities - non-domestic holder	
Holder type	Volume (EUR)

<b>Total</b>	<b>35 883 621 132</b>
Financial institutions	35 691 179 080
Retail sector	126 424 134
Legal entities	66 017 918
General government	0

8. Foreign debt securities - non-domestic holder	
Holder type	Volume (EUR)

<b>Total</b>	<b>293 581 221</b>
Financial institutions	75 641 852
Retail sector	176 803 695
Legal entities	41 135 674
General government	0

Domestic debt securities - non-domestic holder



Foreign debt securities - non-domestic holder

