

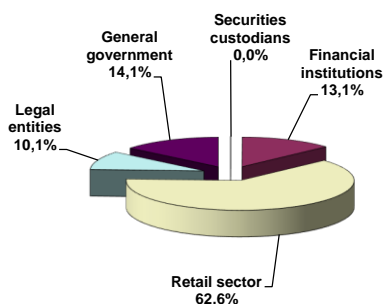
# CUSTODY OF SECURITIES

APRIL 2023

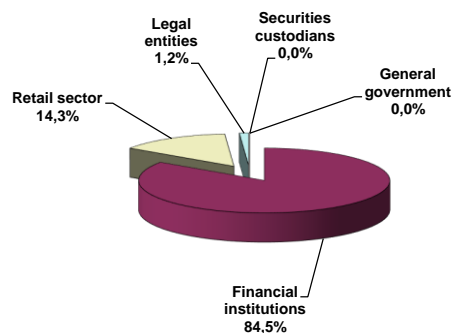
1. Domestic equity securities - domestic holder	
Holder type	Volume (EUR)
<b>Total</b>	<b>3 970 843 358</b>
Securities custodians	1 700 000
Financial institutions	521 845 040
Retail sector	2 485 830 172
Legal entities	401 599 946
General government	559 868 201

2. Foreign equity securities - domestic holder	
Holder type	Volume (EUR)
<b>Total</b>	<b>12 406 813 552</b>
Securities custodians	466 841
Financial institutions	10 481 817 953
Retail sector	1 778 347 973
Legal entities	146 180 786
General government	0

Domestic equity securities - domestic holder



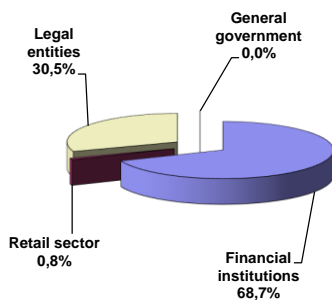
Foreign equity securities - domestic holder



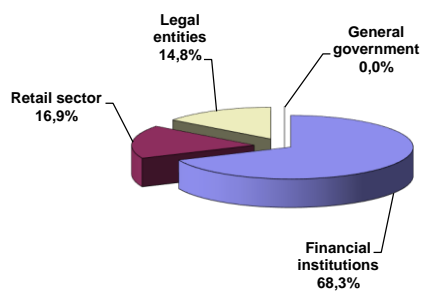
3. Domestic equity securities - non-domestic holder	
Holder type	Volume (EUR)
<b>Total</b>	<b>6 033 041 082</b>
Financial institutions	4 144 828 822
Retail sector	51 071 460
Legal entities	1 837 140 800
General government	0

4. Foreign equity securities - non-domestic holder	
Holder type	Volume (EUR)
<b>Total</b>	<b>378 847 561</b>
Financial institutions	258 693 731
Retail sector	64 196 970
Legal entities	55 956 859
General government	0

Domestic equity securities - non-domestic holder



Foreign equity securities - non-domestic holder



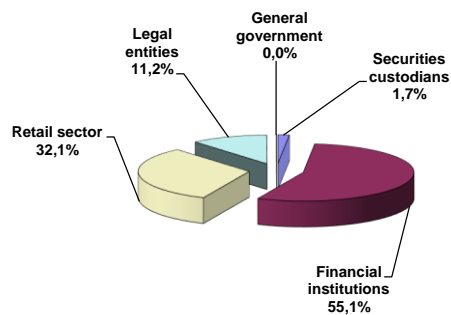
# CUSTODY OF SECURITIES

APRIL 2023

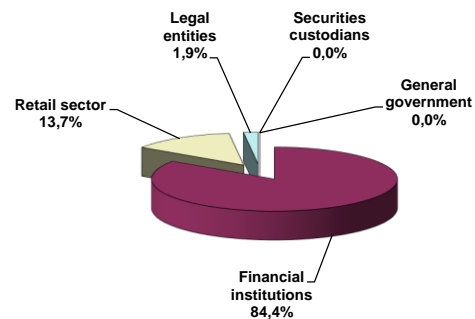
5. Domestic debt securities - domestic holder	
Holder type	Volume (EUR)
<b>Total</b>	<b>7 197 304 639</b>
Securities custodians	119 505 300
Financial institutions	3 963 123 088
Retail sector	2 307 769 879
Legal entities	804 896 917
General government	2 009 455

6. Foreign debt securities - domestic holder	
Holder type	Volume (EUR)
<b>Total</b>	<b>9 927 589 701</b>
Securities custodians	0
Financial institutions	8 376 338 497
Retail sector	1 361 277 517
Legal entities	189 455 624
General government	518 063

Domestic debt securities - domestic holder



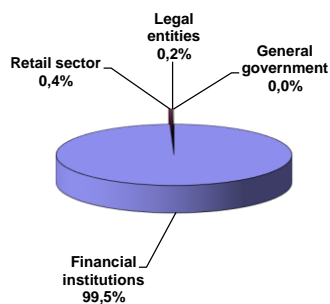
Foreign debt securities - domestic holder



7. Domestic debt securities - non-domestic holder	
Holder type	Volume (EUR)
<b>Total</b>	<b>28 773 872 464</b>
Financial institutions	28 615 862 669
Retail sector	105 319 461
Legal entities	52 690 334
General government	0

8. Foreign debt securities - non-domestic holder	
Holder type	Volume (EUR)
<b>Total</b>	<b>244 289 781</b>
Financial institutions	65 443 267
Retail sector	133 533 075
Legal entities	45 313 440
General government	0

Domestic debt securities - non-domestic holder



Foreign debt securities - non-domestic holder

