

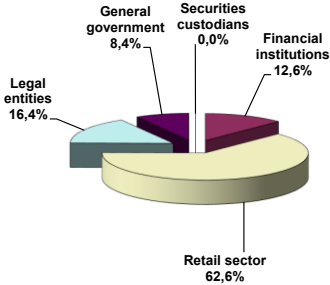
# CUSTODY OF SECURITIES

## MARCH 2026

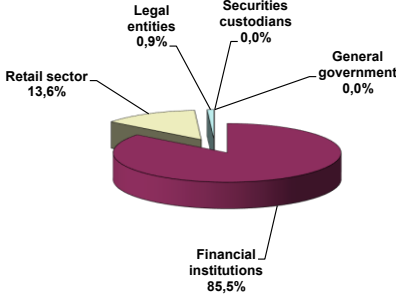
1. Domestic equity securities - domestic holder	
Holder type	Volume (EUR)
<b>Total</b>	<b>6 301 527 573</b>
Securities custodians	0
Financial institutions	791 185 421
Retail sector	3 947 003 819
Legal entities	1 034 579 937
General government	528 758 396

2. Foreign equity securities - domestic holder	
Holder type	Volume (EUR)
<b>Total</b>	<b>27 175 678 176</b>
Securities custodians	697
Financial institutions	23 227 598 874
Retail sector	3 690 607 859
Legal entities	257 470 747
General government	0

Domestic equity securities - domestic holder



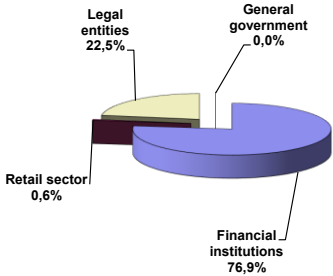
Foreign equity securities - domestic holder



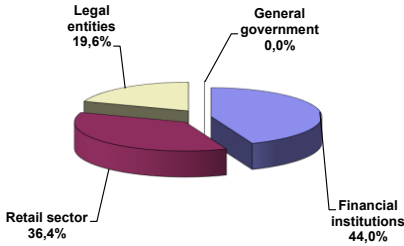
3. Domestic equity securities - non-domestic holder	
Holder type	Volume (EUR)
<b>Total</b>	<b>7 621 840 376</b>
Financial institutions	5 862 309 169
Retail sector	46 465 869
Legal entities	1 713 065 338
General government	0

4. Foreign equity securities - non-domestic holder	
Holder type	Volume (EUR)
<b>Total</b>	<b>657 992 147</b>
Financial institutions	289 255 172
Retail sector	239 827 082
Legal entities	128 909 894
General government	0

Domestic equity securities - non-domestic holder



Foreign equity securities - non-domestic holder



# CUSTODY OF SECURITIES

## MARCH 2026

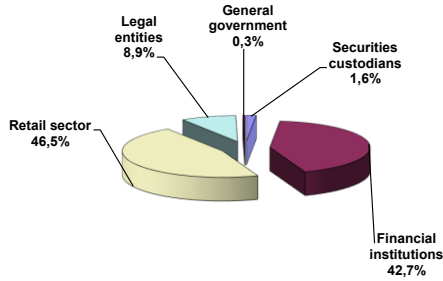
5. Domestic debt securities - domestic holder	
Holder type	Volume (EUR)

<b>Total</b>	<b>8 029 625 444</b>
Securities custodians	129 018 200
Financial institutions	3 428 346 932
Retail sector	3 733 706 399
Legal entities	714 238 059
General government	24 315 855

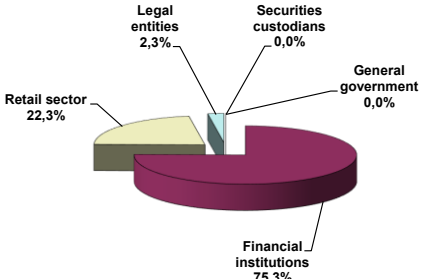
6. Foreign debt securities - domestic holder	
Holder type	Volume (EUR)

<b>Total</b>	<b>9 655 637 095</b>
Securities custodians	0
Financial institutions	7 274 003 526
Retail sector	2 157 034 453
Legal entities	224 599 116
General government	0

Domestic debt securities - domestic holder



Foreign debt securities - domestic holder



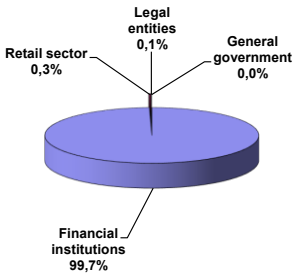
7. Domestic debt securities - non-domestic holder	
Holder type	Volume (EUR)

<b>Total</b>	<b>54 105 871 553</b>
Financial institutions	53 917 994 132
Retail sector	144 633 941
Legal entities	39 146 026
General government	4 097 455

8. Foreign debt securities - non-domestic holder	
Holder type	Volume (EUR)

<b>Total</b>	<b>386 747 573</b>
Financial institutions	93 559 150
Retail sector	237 733 184
Legal entities	55 249 853
General government	205 386

Domestic debt securities - non-domestic holder



Foreign debt securities - non-domestic holder

