

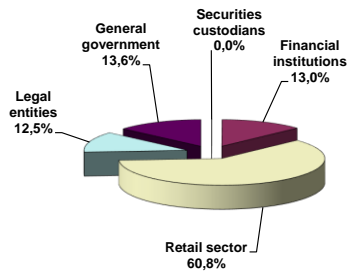
CUSTODY OF SECURITIES

AUGUST 2023

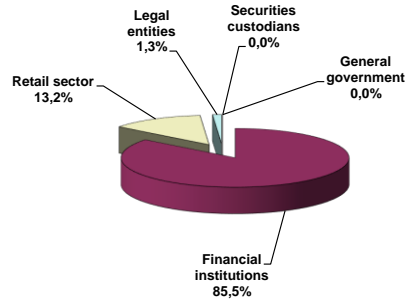
| 1. Domestic equity securities - domestic holder | |
|-------------------------------------------------|----------------------|
| Holder type | Volume (EUR) |
| Total | 4 327 496 627 |
| Securities custodians | 1 700 000 |
| Financial institutions | 563 277 450 |
| Retail sector | 2 632 428 937 |
| Legal entities | 542 267 404 |
| General government | 587 822 836 |

| 2. Foreign equity securities - domestic holder | |
|------------------------------------------------|-----------------------|
| Holder type | Volume (EUR) |
| Total | 14 174 277 503 |
| Securities custodians | 470 687 |
| Financial institutions | 12 120 663 564 |
| Retail sector | 1 873 311 087 |
| Legal entities | 179 832 165 |
| General government | 0 |

Domestic equity securities - domestic holder



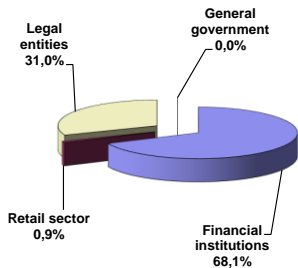
Foreign equity securities - domestic holder



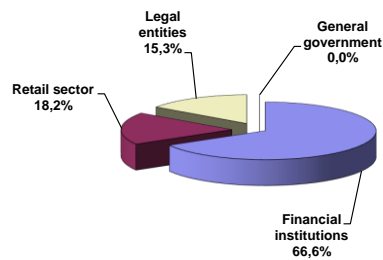
| 3. Domestic equity securities - non-domestic holder | |
|-----------------------------------------------------|----------------------|
| Holder type | Volume (EUR) |
| Total | 5 889 744 875 |
| Financial institutions | 4 012 933 479 |
| Retail sector | 53 451 465 |
| Legal entities | 1 823 359 931 |
| General government | 0 |

| 4. Foreign equity securities - non-domestic holder | |
|----------------------------------------------------|--------------------|
| Holder type | Volume (EUR) |
| Total | 377 682 609 |
| Financial institutions | 251 461 922 |
| Retail sector | 68 612 910 |
| Legal entities | 57 607 776 |
| General government | 0 |

Domestic equity securities - non-domestic holder



Foreign equity securities - non-domestic holder



CUSTODY OF SECURITIES

AUGUST 2023

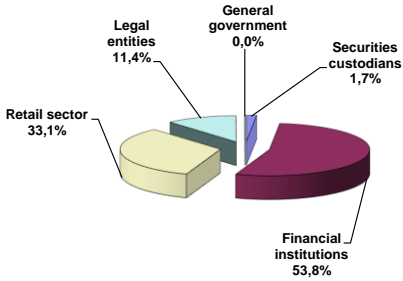
| 5. Domestic debt securities - domestic holder | |
|-----------------------------------------------|--------------|
| Holder type | Volume (EUR) |

| | |
|------------------------|----------------------|
| Total | 7 226 362 495 |
| Securities custodians | 119 442 400 |
| Financial institutions | 3 888 560 030 |
| Retail sector | 2 391 422 085 |
| Legal entities | 824 921 506 |
| General government | 2 016 474 |

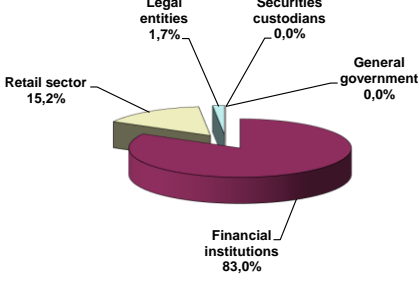
| 6. Foreign debt securities - domestic holder | |
|----------------------------------------------|--------------|
| Holder type | Volume (EUR) |

| | |
|------------------------|----------------------|
| Total | 9 917 128 941 |
| Securities custodians | 0 |
| Financial institutions | 8 235 309 204 |
| Retail sector | 1 512 214 022 |
| Legal entities | 169 102 427 |
| General government | 503 288 |

Domestic debt securities - domestic holder



Foreign debt securities - domestic holder



| 7. Domestic debt securities - non-domestic holder | |
|---------------------------------------------------|--------------|
| Holder type | Volume (EUR) |

| | |
|------------------------|-----------------------|
| Total | 31 294 792 039 |
| Financial institutions | 31 132 777 897 |
| Retail sector | 118 498 603 |
| Legal entities | 43 515 539 |
| General government | 0 |

| 8. Foreign debt securities - non-domestic holder | |
|--------------------------------------------------|--------------|
| Holder type | Volume (EUR) |

| | |
|------------------------|--------------------|
| Total | 297 772 386 |
| Financial institutions | 121 946 894 |
| Retail sector | 136 051 080 |
| Legal entities | 39 774 412 |
| General government | 0 |

Domestic debt securities - non-domestic holder



Foreign debt securities - non-domestic holder

