

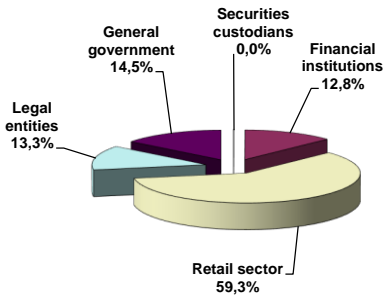
CUSTODY OF SECURITIES

NOVEMBER 2023

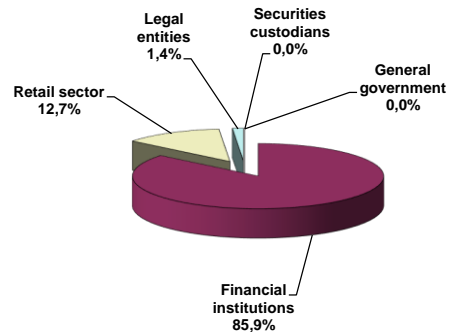
1. Domestic equity securities - domestic holder	
Holder type	Volume (EUR)
Total	4 543 269 413
Securities custodians	1 700 000
Financial institutions	583 699 437
Retail sector	2 695 142 697
Legal entities	604 961 574
General government	657 765 704

2. Foreign equity securities - domestic holder	
Holder type	Volume (EUR)
Total	14 938 047 667
Securities custodians	465 351
Financial institutions	12 825 202 374
Retail sector	1 903 155 665
Legal entities	209 224 277
General government	0

Domestic equity securities - domestic holder



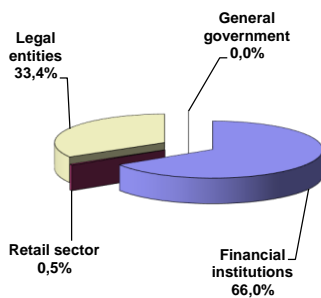
Foreign equity securities - domestic holder



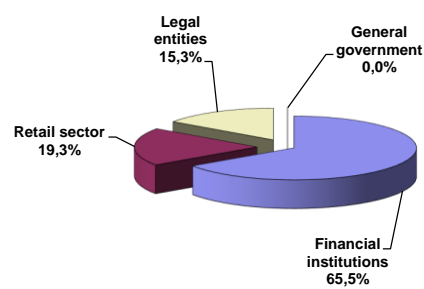
3. Domestic equity securities - non-domestic holder	
Holder type	Volume (EUR)
Total	5 664 406 760
Financial institutions	3 739 062 805
Retail sector	30 632 521
Legal entities	1 894 711 433
General government	0

4. Foreign equity securities - non-domestic holder	
Holder type	Volume (EUR)
Total	380 558 767
Financial institutions	249 076 428
Retail sector	73 380 428
Legal entities	58 101 911
General government	0

Domestic equity securities - non-domestic holder



Foreign equity securities - non-domestic holder



CUSTODY OF SECURITIES

NOVEMBER 2023

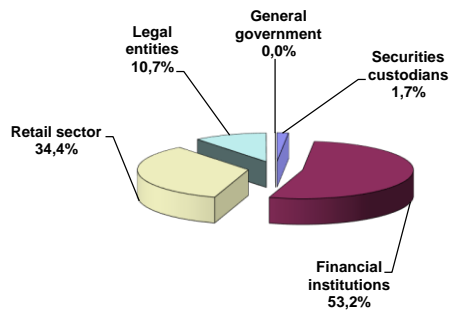
5. Domestic debt securities - domestic holder

Holder type	Volume (EUR)
Total	7 199 132 169
Securities custodians	120 935 300
Financial institutions	3 829 612 177
Retail sector	2 479 087 043
Legal entities	767 478 097
General government	2 019 552

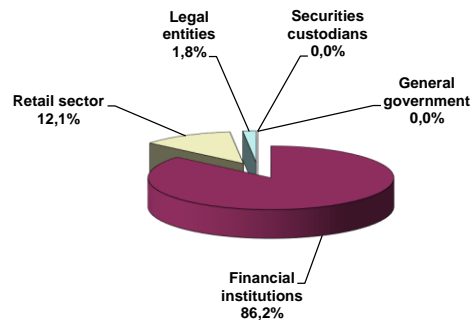
6. Foreign debt securities - domestic holder

Holder type	Volume (EUR)
Total	9 439 340 426
Securities custodians	0
Financial institutions	8 133 678 291
Retail sector	1 139 438 904
Legal entities	165 713 711
General government	509 521

Domestic debt securities - domestic holder



Foreign debt securities - domestic holder



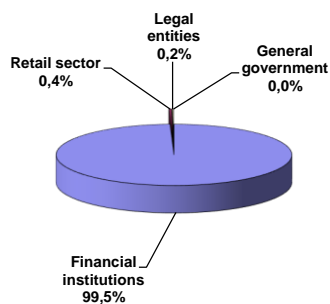
7. Domestic debt securities - non-domestic holder

Holder type	Volume (EUR)
Total	33 062 068 868
Financial institutions	32 884 267 213
Retail sector	117 285 658
Legal entities	60 515 997
General government	0

8. Foreign debt securities - non-domestic holder

Holder type	Volume (EUR)
Total	283 468 760
Financial institutions	83 620 826
Retail sector	157 865 471
Legal entities	41 982 464
General government	0

Domestic debt securities - non-domestic holder



Foreign debt securities - non-domestic holder

