

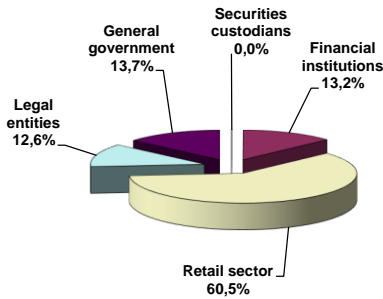
# CUSTODY OF SECURITIES

## SEPTEMBER 2023

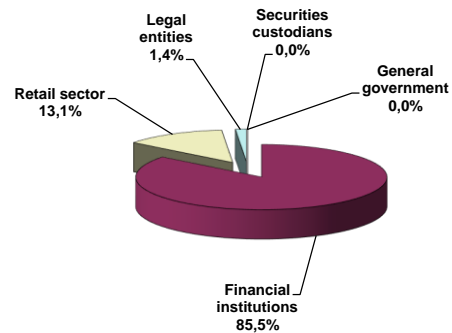
1. Domestic equity securities - domestic holder	
Holder type	Volume (EUR)
<b>Total</b>	<b>4 300 326 822</b>
Securities custodians	1 700 000
Financial institutions	565 938 520
Retail sector	2 601 393 255
Legal entities	542 822 210
General government	588 472 836

2. Foreign equity securities - domestic holder	
Holder type	Volume (EUR)
<b>Total</b>	<b>14 199 390 750</b>
Securities custodians	461 477
Financial institutions	12 144 332 931
Retail sector	1 854 689 452
Legal entities	199 906 890
General government	0

Domestic equity securities - domestic holder



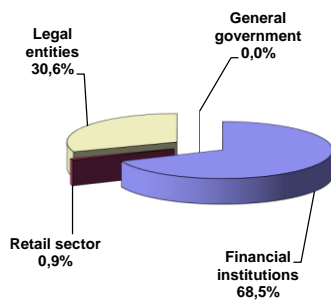
Foreign equity securities - domestic holder



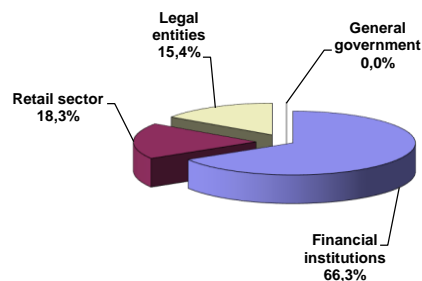
3. Domestic equity securities - non-domestic holder	
Holder type	Volume (EUR)
<b>Total</b>	<b>5 908 250 106</b>
Financial institutions	4 046 330 579
Retail sector	53 140 160
Legal entities	1 808 779 367
General government	0

4. Foreign equity securities - non-domestic holder	
Holder type	Volume (EUR)
<b>Total</b>	<b>371 042 219</b>
Financial institutions	245 931 453
Retail sector	67 869 655
Legal entities	57 241 111
General government	0

Domestic equity securities - non-domestic holder



Foreign equity securities - non-domestic holder



# CUSTODY OF SECURITIES

## SEPTEMBER 2023

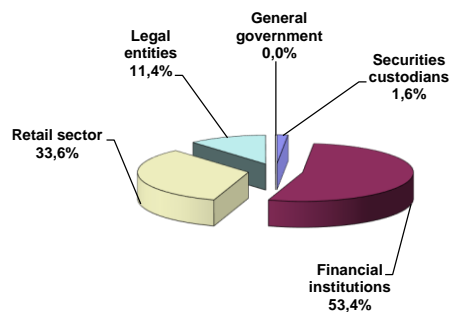
5. Domestic debt securities - domestic holder	
Holder type	Volume (EUR)

<b>Total</b>	<b>7 236 028 764</b>
Securities custodians	116 480 560
Financial institutions	3 862 909 768
Retail sector	2 430 688 727
Legal entities	823 935 631
General government	2 014 077

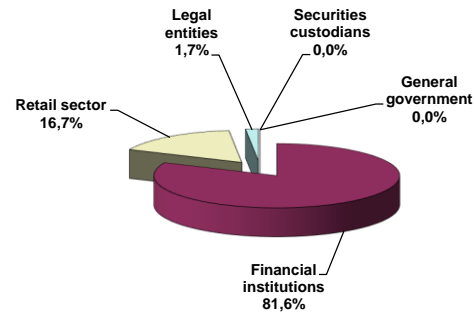
6. Foreign debt securities - domestic holder	
Holder type	Volume (EUR)

<b>Total</b>	<b>9 867 305 720</b>
Securities custodians	0
Financial institutions	8 050 839 664
Retail sector	1 650 684 382
Legal entities	165 276 332
General government	505 342

Domestic debt securities - domestic holder



Foreign debt securities - domestic holder



7. Domestic debt securities - non-domestic holder	
Holder type	Volume (EUR)

<b>Total</b>	<b>31 514 239 586</b>
Financial institutions	31 349 432 927
Retail sector	120 369 064
Legal entities	44 437 596
General government	0

8. Foreign debt securities - non-domestic holder	
Holder type	Volume (EUR)

<b>Total</b>	<b>306 295 398</b>
Financial institutions	125 604 363
Retail sector	139 730 546
Legal entities	40 960 489
General government	0

Domestic debt securities - non-domestic holder



Foreign debt securities - non-domestic holder

